



**agrichem**<sup>®</sup>

# NutriSeed<sup>®</sup> Cereal

## Northern NSW/Southern QLD

Agrichem has been manufacturing nutritional seed dressing for the Australian market since the early 1990s. The introduction in 2006 of suspension seed dressing products with a lower viscosity have made the Agrichem seed dressing range much easier to use the ever before.

Agrichem's **NutriSeed<sup>®</sup> Cereal** range consists of micro fine oxides, based on low salt, high analysis trace elements, together with root growth promotants, thus providing the best agronomic and economic return.


**NutriSeed<sup>®</sup> Cereal Part A and B** create a nutritious environment around the establishing seed. Specifically formulated ingredients in **NutriSeed<sup>®</sup> Cereal Part A and B**, enhance seed germination and aid in its establishment, thus maintaining crop yield potential.

Applying nutrients through coating seeds provides a unique opportunity to supply each sown seed with an accurately controlled quantity of nutrient.

**NutriSeed<sup>®</sup> Cereal** Northern NSW/Southern Qld can be used for **wheat, barley, oats** and **triticale**.

### Why use NutriSeed<sup>®</sup> Cereal?

- Nutrients/growth promotants supplied are critical in seedling germination, plant establishment and early root development.
- International research proves that seed applied nutrients are critical for setting maximum crop potential and maintaining vigour from harvest to next year's planting.
- Provides specific nutrients that are lacking in most Northern NSW and Qld soils.
- Applying **NutriSeed<sup>®</sup> Cereal** range provides sufficient nutrients to **allow a longer application window before critical follow-up foliar treatment**.
- Demonstrated economic benefits in Northern NSW and Southern Qld – see table 1 and graph 1.




**HEAD OFFICE:** 2 Hovey Road, Yatala QLD 4207, Australia  
**Ph:** +61 7 3451 0000 **Fax:** +61 7 3451 0093 **Free Call:** 1800 65 47 58  
**Email:** enquiries@agrichem.com.au **Web:** www.agrichem.com.au


# Trial Photographs

## Trial 1 - Ventura Wheat, 2008

Location: Wellington, NSW  
Early root growth  
**Control**




**Treated**




## Trial 2 - Bounty Wheat, 2011

Location: Pittsworth, QLD  
Early root growth  
**Control**




**Treated**



## Trial 3 - Oxford Barley, 2011


Location: Pittsworth, QLD  
Early root growth  
**Control**



**Treated**

## Trial 4 - Sunvex Wheat, 2011

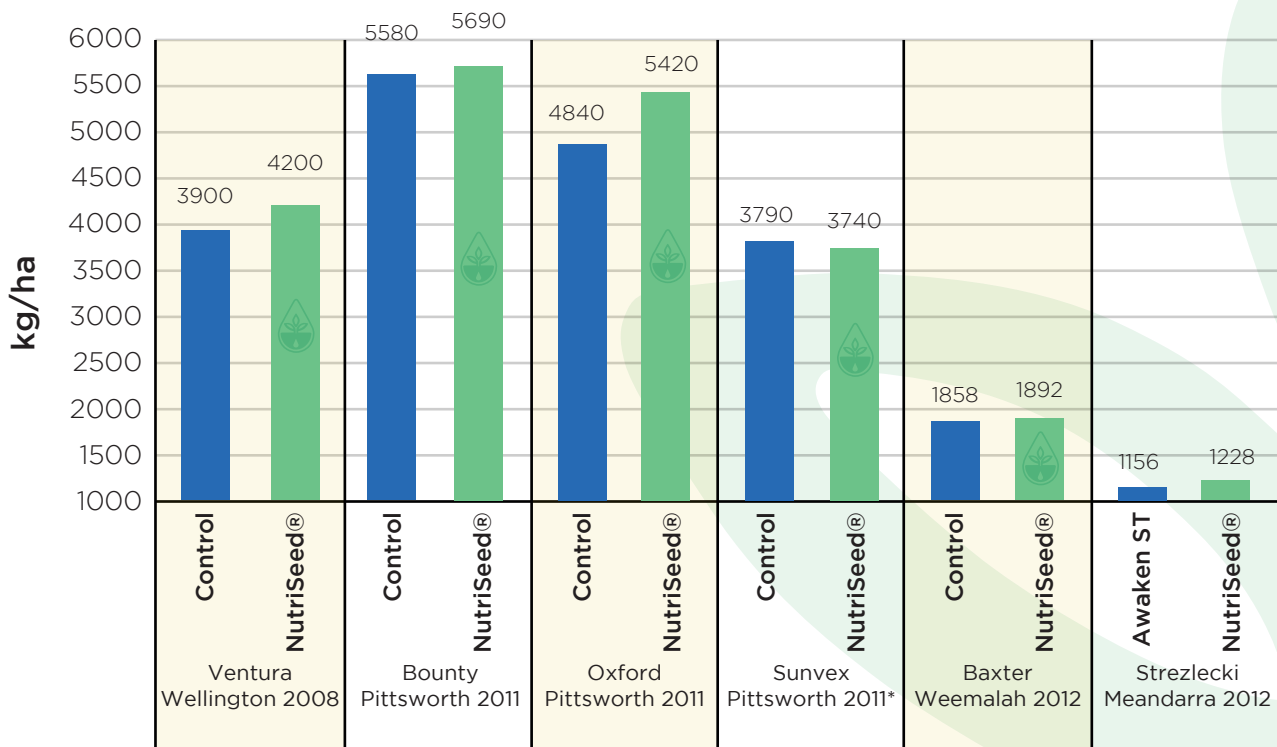
Location: Pittsworth, QLD  
Early root growth  
**Control**



**Treated**

**Critical to note Trial 4:** NutriSeed® Cereal was under applied therefore no difference in early root development. Rates applied are critical for economic results. See graph on opposite page.

Graph 1: Summary of final grain yield (kg/ha) NutriSeed Cereal Trials 2008-2012



## Return on Investment

Over three seasons and several locations, NutriSeed® Cereal has averaged approximately 130kg/ha improvement in yield over untreated (or in the trial at Meandarra, Awaken ST was used instead) in wheat. One trial was completed with barley (Oxford Pittsworth 2011), with NutriSeed® Cereal giving an increase in yield of 580kg/ha.

Due primarily to lower than average in-crop rainfall, the 2012 season was disappointing in terms of final yield in Southern QLD and Northern NSW, as seen in graph 1. Even with less than desirable crop yields, economic responses to NutriSeed® Cereal were observed in all trials. Using 2012 depot pricing for various grades and respective planting rates at each site, the economic responses are summarised on Table 1.

**Table 1: Grain Quality and net return on investment for NutriSeed® Cereal Trials 2008-2012**

Product	Site	Grade	Cost of Treatment	Net Difference Return (\$/ha)	Net Return on Investment
Control	Wellington	ASW1	\$0	\$0	n/a
NutriSeed® Cereal	Wellington	ASW1	\$3.00	\$68.03	2268%
Control	Pittsworth (Bounty)	ASW1	\$0	\$0	n/a
NutriSeed® Cereal	Pittsworth (Bounty)	ASW1	\$3.00	\$23.04	768%
Control	Pittsworth (Oxford)	Feed 1	\$0	\$0	n/a
NutriSeed® Cereal	Pittsworth (Oxford)	Feed 1	\$3.00	\$147.80	4927%
Awaken ST	Meandarra	APW1	\$2.40	\$0	0%
NutriSeed® Cereal	Meandarra	APW1	\$2.40	\$18.14	756%
Control	Weemalah	ASW1	\$0	\$0	n/a
NutriSeed® Cereal	Weemalah	ASW1	\$2.10	\$5.86	277%

## Application

Rate / Tonne Seed	Comments
<b>Mix 2 L NutriSeed Cereal Part A with 2 L NutriSeed Cereal Part B</b>	Ensure seed is evenly coated or dusting may result. Water rates may vary depending on seed moisture and ambient temperature.

### Easy to apply

#### Gravity Feed Method

Use a jug or bucket and slowly pour the seed dressing solution into the grain flow of the auger, or for greater accuracy, use a 20 litre container fitted with a ball valve and hose and match the flow rate with the auger flow rate.







### Spray Pressure Method

Use an electric pump to cover as much grain as possible in the initial spray application. There are several models available, however it is important to ensure that they can handle dense and viscous products.

## Key Benefits

- Less Disease
- Improved
  - Germination
  - Early Plant Vigor and Root Development
  - Tillering
  - Water/Nutrient Use Efficiency
  - Number of Ears
  - Yields

### Demonstrated Performance

Having essential nutrients available from germination when it is required results in better plant development and improved yield. Proven results worldwide.

### Manufactured in Australia

Agrichem's nutrition products are manufactured under stringent quality control and product testing procedures, thus guaranteeing performance and quality.

### Economical and Easy To Use

Targeted nutrient delivery through seed treatment technology is the most efficient and cost effective method of delivering trace elements directly to an emerging plant.

### For further information please contact your local Agrichem Area Manager:

1. South West Queensland: **Ed Redfern** Mobile: 0427 308 853 Email: [edmundr@agrichem.com.au](mailto:edmundr@agrichem.com.au)
2. Or the Agrichem technical team on 1800 65 47 58



## Agrichem Compatibility Chart

	NutriSeed® Cereal
<b>Armour® C</b>	CA
<b>Baytan® T Flowable</b>	CA
<b>Dividend®</b>	CA
<b>Jockey®</b>	CA
<b>Premis® Protect</b>	CA
<b>Raxil® T Flowable</b>	CA
<b>Rancona® C</b>	CA
<b>Vincit® C Liquid</b>	CA
<b>Hombre® Ultra @ 2L/T</b>	CA
<b>EverGol® Prime @ 800mL/T</b>	CA
<b>Dividend® @ 1.3L/T + Emerge® @ 1.2L/T</b>	CA

CA = Compatible with agitation

NOTE: The suggested rates of application are designed for typical Australian conditions and such should be used as a guide only. Each farmer's climatic, water quality, soil types, application processes and practices may differ and therefore necessitate corrections to ensure optimum results. Clarification can be referred to your nearest Agrichem representative.